

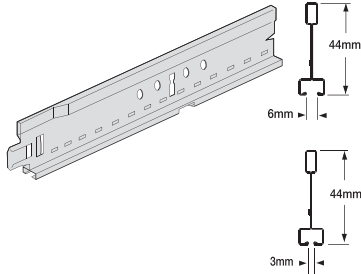
# SILHOUETTE 15 XL<sup>2</sup>



Exposed 15 mm grid system (nominal).

Silhouette 15 XL<sup>2</sup> is a suspension system designed to create a crisp, clean look in conjunction with MicroLook tiles to provide an enhanced aesthetic.

## Main Runners Silhouette 15 (by-pass connection)



Item Nr.	Dimensions		Content / Carton		Weight / Carton	Cartons / Pallet
	length (mm)	height (mm)	pcs	lm		

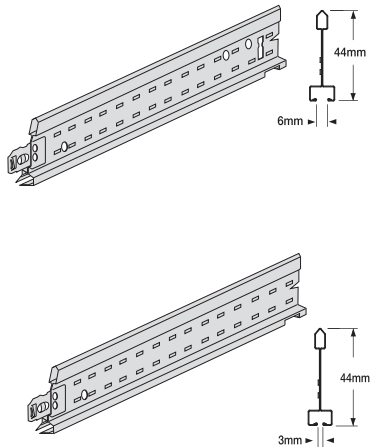
### with 6 mm reveal

80 40 42 G <sup>(1)</sup>	3600	44	20	72,00	24,50	36
80 39 43 G <sup>(1)</sup>	3125	44	20	62,50	25,40	25
80 44 42 G <sup>(1)</sup>	2700	44	20	54,00	18,40	30

### with 3 mm reveal

81 40 42 WRG <sup>(2)</sup>	3600	44	20	72,00	24,50	36
-----------------------------	------	----	----	-------	-------	----

## Peakform Cross Tees Silhouette 15 XL<sup>2</sup> (stab system)



### with 6 mm reveal

80 30 42 G <sup>(1)</sup>	1200	44	60	72,00	24,50	35
80 31 43 G <sup>(1)</sup>	1250	44	60	75,00	23,80	35
80 33 42 G <sup>(1)</sup>	1350	44	30	40,50	13,80	50
80 32 42 G <sup>(1)</sup>	1000	44	60	60,00	20,40	24

80 20 42 G <sup>(1)</sup>	600	44	60	36,00	12,70	70
80 21 43 G <sup>(1)</sup>	625	44	30	37,50	16,00	70
80 23 42 G <sup>(1)</sup>	675	44	60	40,50	14,30	70
80 22 42 G <sup>(1)</sup>	500	44	60	30,00	10,60	70
80 24 42 G <sup>(1)</sup>	300	44	120	36,00	34,00	70

### with 3 mm reveal

81 30 42 WRG <sup>(2)</sup>	1200	44	60	72,00	24,50	35
-----------------------------	------	----	----	-------	-------	----

81 20 42 WRG <sup>(2)</sup>	600	44	60	36,00	12,70	70
-----------------------------	-----	----	----	-------	-------	----

## Section Drawings

### Main Runners Silhouette 15

Length	300	600	3 x 600	600	300
3600	300	600	3 x 600	600	300
3500	250	500	4 x 500	500	250
3125	312,5	625	2 x 625	625	312,5
2700	337,5	675	675	675	337,5

### Cross Tee Silhouette 15 XL<sup>2</sup>

Length	675	675
1350	675	675
1250	625	625
1200	600	600
1000	500	500

### Cross Tee Silhouette 15 XL<sup>2</sup>

675 / 625 / 600 / 500 / 300
-----------------------------

All products standard in Global White unless indicated by index (2). Other standard colours available for item numbers with index (1). See details below.

(1) Silhouette with 6 mm reveal is available in white, black (BK) or white with black reveal (BI).

(2) WR = White RAL 9010 (WR)

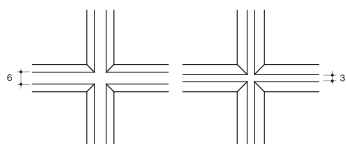
All measurements in millimetres. All sizes are nominal.



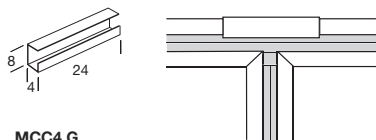
# SILHOUETTE 15 XL<sup>2</sup>

## Silhouette 15 XL<sup>2</sup>

- Pre-mitred intersections
- Choice of either 6 or 3 mm reveal dimension
- Silhouette 15 XL<sup>2</sup> with 3 mm reveal is supplied as standard in RAL 9010 white to compliment Armstrong metal tiles

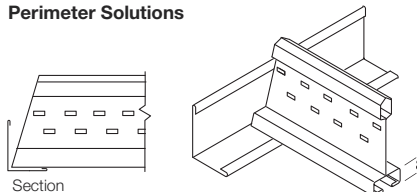


View of mitred intersection from beneath

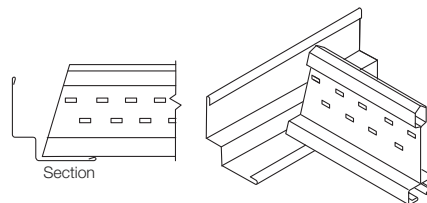


**MCC4 G**  
Mitre closure clip for 6 mm reveal

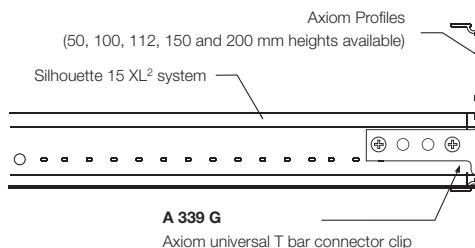
### Perimeter Solutions



Cross Tee trimmed to wall angle



Cross Tee trimmed to shadowline  
**T 1508 HB** at perimeter



**A 339 G**  
Axiom universal T bar connector clip

## Grid Load Capacity

### Silhouette 15 XL<sup>2</sup> System

The following table gives the maximum permitted hanger distance (mm) along the Silhouette Main Runner (80 40 42 G) for the tile weights and Main Runner spacings noted.

Tile weight	Hanger spacing	
	Main Runner spacing 1200 mm 1200 mm XL <sup>2</sup> Cross Tee 80 30 42 G	Main Runner spacing 600 mm 600 mm XL <sup>2</sup> Cross Tee 80 20 42 G
2,5 kg/m <sup>2</sup>	1800	2100
3,0 kg/m <sup>2</sup>	1700	2100
3,5 kg/m <sup>2</sup>	1650	2050
4,0 kg/m <sup>2</sup>	1600	2000
5,0 kg/m <sup>2</sup>	1500	1900
5,5 kg/m <sup>2</sup>	1450	1850
6,0 kg/m <sup>2</sup>	1400	1800
7,0 kg/m <sup>2</sup>	1300	1700
8,5 kg/m <sup>2</sup>	1200	1600
10,5 kg/m <sup>2</sup>	1100	1550
13,0 kg/m <sup>2</sup>	950	1350

- 1) Values in the above table conform to Class 1 as defined in EN 13964:2004+A1:2006 table 6. For other classes /deflection limits please contact your **local Armstrong Technical Sales team**.
- 2) Values are determined from laboratory tests methods in accordance with EN 13964:2004+A1:2006 clause 5.
- 3) Values are applicable for 600 x 600 mm tiles assuming that the maximum deflection of the grid is L/500 but not greater than 4 mm (L = span).
- 4) **No other applied loads such as luminaires, air diffusers, smoke detectors, sprinklers, hanging signs etc. are permitted.**
- 5) No overlays such as mineral wool or fibre glass quilts, as may be required for enhanced acoustic, fire or thermal performance, are permitted unless their full weight is established and included, together with the weight of the tile, within the appropriate weight groups.
- 6) For grid loading data calculated to different criteria than Class 1 to EN13964:2004+A1:2006, please contact your local **Armstrong Technical Sales team**.

Availability of products may vary according to location.  
Please contact **Armstrong Technical Sales** for further details.

### UNITED KINGDOM / REPUBLIC OF IRELAND Armstrong World Industries Ltd.

Building Products Division  
Armstrong House  
38 Market Square  
Uxbridge UB8 1NG

Tel : **0800 371849 (UK)** **FREEPHONE**  
**1800 409002 (ROI)**

Fax : +44 (0) 1895 274287  
e-mail : sales-support@armstrong.com

**www.armstrong-ceilings.co.uk**  
**www.armstrong-ceilings.ie**  
**www.armstrong.eu**

