

# INTERLUDE 15 XL<sup>2</sup>

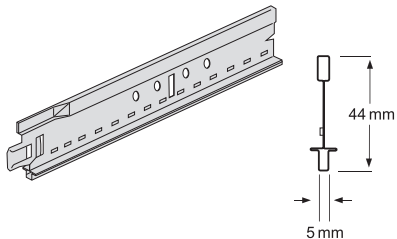
## HIGH RECYCLED CONTENT (HRC)



Exposed 15 mm grid system (nominal).

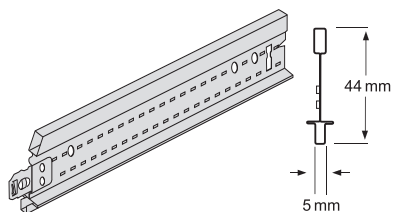
Interlude 15 XL<sup>2</sup> is a suspension system developed for creative ceiling solutions, and quick and easy installation.

### Main Runner Interlude 15 (by-pass connection)



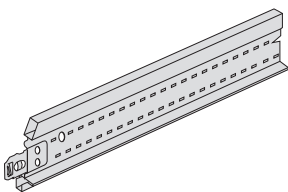
Item Nr.	Dimensions		Content / Carton		Weight / Carton kg	Cartons / Pallet
	length (mm)	height (mm)	pcs	lm		
TZ 61 40 42	3600	44	20	72,00	23,60	36

### Cross Tees Interlude 15 XL<sup>2</sup> (stab system)



#### Cross Tees slotted

61 30 42 G	1200	44	60	72,00	30,30	35
------------	------	----	----	-------	-------	----

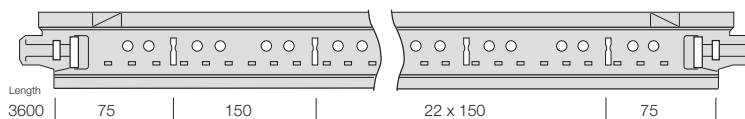


#### Cross Tees unslotted

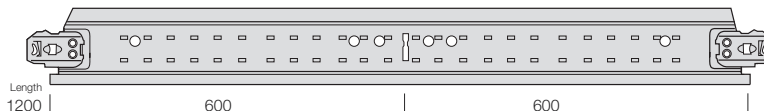
61 20 42 G	600	44	60	36,00	15,00	70
TZ 61 24 42	300	44	120	36,00	12,00	70

### Section Drawings

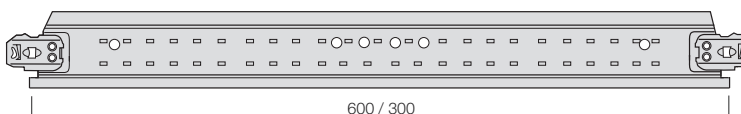
#### Main Runner Interlude 15



#### Cross Tee Interlude 15 XL<sup>2</sup>



#### Cross Tee Interlude 15 XL<sup>2</sup>



Product available as standard in Global White.  
All measurements in millimetres. All sizes are nominal.





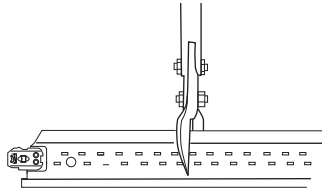
# INTERLUDE 15 XL<sup>2</sup>

HIGH RECYCLED CONTENT (HRC)

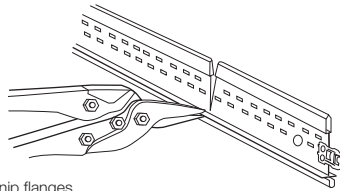
## Interlude 15 XL<sup>2</sup>

- The stepped flange profile provides a unique double reveal visual
- Unmitred intersections allow for Cross Tee installation at any Main Runner slot position

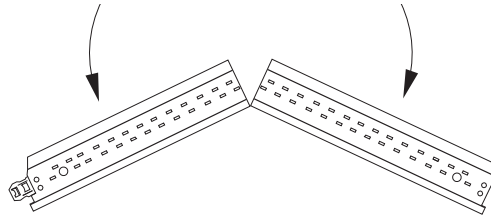
Interlude 15 XL<sup>2</sup> can be easily field cut with snips in 3 simple steps:



1. Cut down through bulb and web

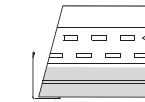


2. Snip flanges

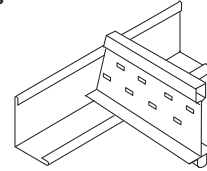


3. Bend away from bulb to snap off centre rail

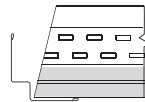
### Perimeter Solutions



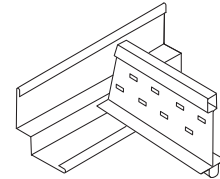
Section



Cross Tee trimmed to wall angle



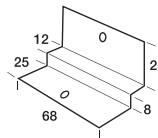
Section



Cross Tee trimmed to shadowline

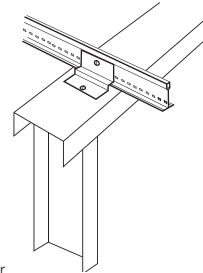
**T 1508 HB**

### Partition Head Fixing



#### UPC AG

Universal partition clip attaches to grid to provide fixing for partition head track: reversible for 15 mm or 24 mm grid systems



## Grid Load Capacities

### Interlude 15 XL<sup>2</sup> system

The following table gives the maximum permitted hanger distance (mm) along the Interlude Main Runner (TZ 61 40 42) for the tile weights and Main Runner spacings noted.

Tile weight	Hanger spacing	
	Main Runner spacing 1200 mm 1200 mm XL <sup>2</sup> Cross Tee 61 30 42 G	Main Runner spacing 600 mm 600 mm XL <sup>2</sup> Cross Tee 61 20 42 G
2,5 kg/m <sup>2</sup>	1950	2100
3,0 kg/m <sup>2</sup>	1850	2100
3,5 kg/m <sup>2</sup>	1750	2100
4,0 kg/m <sup>2</sup>	1750	2100
5,0 kg/m <sup>2</sup>	1650	2050
5,5 kg/m <sup>2</sup>	1600	2000
6,0 kg/m <sup>2</sup>	1550	1950
7,0 kg/m <sup>2</sup>	1450	1850
8,5 kg/m <sup>2</sup>	1350	1750
10,5 kg/m <sup>2</sup>	1250	1650
13,0 kg/m <sup>2</sup>	1100	1550

- 1) Values in the above table conform to Class 1 as defined in EN 13964:2004+A1:2006 table 6. For other classes / deflection limits please contact your **local Armstrong Technical Sales team**.
- 2) Values are determined from laboratory tests methods in accordance with EN 13964:2004+A1:2006 clause 5.
- 3) Values are applicable for 600 x 600 mm tiles assuming that the maximum deflection of the grid is L/500 but not greater than 4 mm (L = span).
- 4) **No other applied loads such as luminaires, air diffusers, smoke detectors, sprinklers, hanging signs etc. are permitted.**
- 5) No overlays such as mineral wool or fibre glass quilts, as may be required for enhanced acoustic, fire or thermal performance, are permitted unless their full weight is established and included, together with the weight of the tile, within the appropriate weight groups.
- 6) For grid loading data calculated to different criteria than Class 1 to EN13964:2004+A1:2006, please contact your local **Armstrong Technical Sales team**.

Availability of products may vary according to location. Please contact **Armstrong Technical Sales** for further details.

### UNITED KINGDOM / REPUBLIC OF IRELAND

#### Armstrong World Industries Ltd.

Building Products Division  
Armstrong House  
38 Market Square  
Uxbridge UB8 1NG

Tel : **0800 371849 (UK)** **FREEPHONE**  
**1800 409002 (ROI)**

Fax : +44 (0) 1895 274287

e-mail : sales-support@armstrong.com



[www.armstrong-ceilings.co.uk](http://www.armstrong-ceilings.co.uk)  
[www.armstrong-ceilings.ie](http://www.armstrong-ceilings.ie)  
[www.armstrong.eu](http://www.armstrong.eu)

