

COLORTONE

Inspiring Great Spaces™

Armstrong®
CEILING SOLUTIONS

COLORTONE



COLORTONE DUNE

CARRARA (CA)

PLATINIUM (PN)

BLUE MOUNTAIN (BT)



Board

| | | | |
|--------------------|----------|----------|----------|
| 600 x 600 x 15 mm | 9095 MCA | 9095 MPN | 9095 MBT |
| 1200 x 600 x 15 mm | 9090 MCA | 9090 MPN | 9090 MBT |
| Tegular | | | |
| 600 x 600 x 15 mm | 9163 MCA | 9163 MPN | 9163 MBT |
| MicroLook | | | |
| 600 x 600 x 15 mm | 9113 MCA | 9113 MPN | 9113 MBT |



COLORTONE NEEVA

BLACK (BK)

CEMENT (CG)

NAVY (NY)

METAL (MT)



Board

| | | | | |
|--------------------|----------|----------|----------|----------|
| 600 x 600 x 15 mm | 2695 DBK | 2695 DCG | 2695 DNY | 2695 DMT |
| 625 x 625 x 18 mm | 2404 DBK | 2404 DCG | 2404 DNY | 2404 DMT |
| 1200 x 600 x 15 mm | 2696 MBK | 2696 MCG | 2696 MNY | 2696 MMT |
| 1250 x 625 x 18 mm | 2405 DBK | 2405 DCG | 2405 DNY | 2405 DMT |



COLORTONE DUNE - Colours: Carrara (CA), Platinum (PN), Blue Mountain (BT).
COLORTONE NEEVA - Colours: Black (BK), Cement (CG), Navy (NY), Metal (MT).

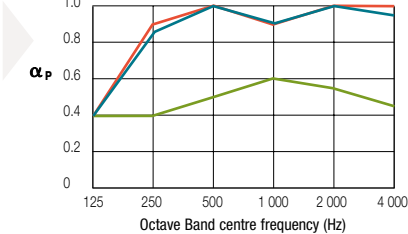


Note: Prelude suspension systems are available in following standard colours: Black (BK), Silver Grey RAL 9006 (SG), Brass (BS), Chrome (CE), White RAL 9010 (WR).
A choice of over 180 RAL colours are available as a special order.



EN ISO 354 & EN ISO 11654

| α_w | NRC | 125 | 250 | 500 | 1000 | 2000 | 4000 | Hz | α_p |
|---------------------------|------|------|------|------|------|------|------|----|------------------------------|
| COLORTONE DUNE | | | | | | | | | |
| 0.55 | 0.55 | 0.40 | 0.40 | 0.50 | 0.60 | 0.55 | 0.45 | | α_p |
| Class D | | | | | | | | | |
| • COLORTONE NEEVA (15 mm) | | | | | | | | | |
| 1.00 | 0.95 | 0.40 | 0.90 | 1.00 | 0.90 | 1.00 | 1.00 | | α_p |
| • COLORTONE NEEVA (18 mm) | | | | | | | | | |
| 1.00 | 0.95 | 0.40 | 0.85 | 1.00 | 0.90 | 1.00 | 0.95 | | α_p |
| Class A | | | | | | | | | |



EN 20140-9 & EN 717-1

| D_{ncw} |
|--------------------------------------|
| 35 dB (COLORTONE DUNE) |
| 24 dB (COLORTONE NEEVA 18 mm) |



EN ISO 140-3 & EN ISO 717-1

| R_w |
|-------------------------------------|
| 7 dB (COLORTONE NEEVA 15 mm) |



| EEA | Euroclass |
|-----|---|
| | Euroclass A2-s1, d0 (COLORTONE DUNE) |
| | Euroclass A1 (COLORTONE NEEVA Black, Navy) |
| | Euroclass A2-s1,d0 (COLORTONE NEEVA Cement) |
| | Euroclass A2-s2,d0 (COLORTONE NEEVA Metal) |

EN 13501-1

| RUS | Classification |
|--------|--|
| | KM1 (G1, V1, D1, T1) (COLORTONE DUNE) |
| | KM2 (G1, V2, D1, T1) (COLORTONE NEEVA) |
| FZ 123 | |



EN 12667 & ISO 8301

| | |
|---|---------|
| $\lambda = 0.060$ W/m K (COLORTONE DUNE) | 95 % RH |
| $\lambda = 0.033$ W/m K (COLORTONE NEEVA) | |



| | |
|-------------------------|-----------------------|
| COLORTONE DUNE | 3.6 kg/m ² |
| COLORTONE NEEVA (15 mm) | 1.2 kg/m ² |
| COLORTONE NEEVA (18 mm) | 1.3 kg/m ² |

*Recycled Content: 44% COLORTONE DUNE - 20% COLORTONE NEEVA

Please contact our Armstrong Technical Sales Group for further details.

www.armstrongceilings.eu

Armstrong
CEILING SOLUTIONS